









Series	Domus				
Products Name	Domus 1	Domus 2s	Domus 3	Domus 4	Domus Auto
					
<b>Setting</b>	Home	Home	Home & LTC	Home & LTC	Home & LTC
<b>Overlay / Replacement</b>	Overlay	Overlay	Replacement	Replacement	Replacement
<b>Fit For</b>	Twin / Full	Twin / Full	Twin/ Hospital bed	Twin/ Hospital bed	Twin/ Hospital bed
<b>Head Pillow function</b>	x	x	•	•	•
<b>Heel relief</b>	x	x	x	x	x
<b>HCPCS Code</b>	E0181	E0372	E0277	E0277	E0277
<b>Max. Weight Capacity</b>	220 lb	260 lb	440 lb	450 lb	450 lb
<b>PUMP</b>	<b>Compressor</b>	<b>Compressor</b>	<b>Compressor</b>	<b>Compressor</b>	<b>Compressor</b>
<b>System Control</b>	Analog	Analog	Analog	Digital	Digital
<b>Alternating Pressure</b>	x	x	•	•	•
<b>Low Air Loss</b>	x	x	•	•	x
<b>Pulsation</b>	x	x	x	x	x
<b>Lateral Rotation</b>	x	x	x	x	x
<b>Self-Adjusting</b>	x	x	x	x	•
<b>Max Firm</b>	x	x	x	•	•
<b>Static Mode</b>	x	x	•	•	•
<b>Seat Inflation</b>	x	x	x	•	•
<b>Cell-On-Cell Safety Base</b>	x	x	x	•	•
<b>Raised Side Rails (Air)</b>	x	x	x	x	x
<b>Compressor flow (lpm)</b>	4	4	8	8	8
<b>Pump Pressure (mmHg)</b>	30-80	30-80	30-80	15-40	20-40
<b>Cycle time</b>	10 min	10 min	8 min	10 min	10 min
<b>Warranty</b>	1 year	1 year	1 year	2 years	2 years
<b>MATTRESS</b>					
<b>Top Cover material</b>	x	x	Nylon/PU (quilted)	Nylon/PU (quilted)	Nylon/PU (quilted)
<b>Cell Structure</b>	One-Piece Pad	One-Piece Pad	Cell-on-cell	Cell-on-cell	Cell-on-cell
<b>Underside layer</b>	x	x	x	x	x
<b>CPR</b>	x	x	• (Strap)	• (Knob)	• (Strap)
<b>Quick Connector</b>	x	x	•	•	•
<b>Transport function</b>	x	x	• ( 30 min)	• (8 hours)	• (8 hours)
<b>Mattress Width</b>	36"	33"	36"	36"	36"
<b>Mattress Height</b>	2.5"	5" / 4.5" / 3.5"	5" / 8"	8"	8"
<b>Warranty</b>	6 months	6 months	18 months	2 years	2 years
<b>NOTE</b>					

Series	Optima			ProCare	Serene
Products Name	Optima Turn	Optima Auto	Optima Prone	ProCare Elite	Serene Air
					
<b>Setting</b>	Home & LTC & Hospital	LTC & Hospital	LTC & Hospital	Home & LTC & Hospital	Home & LTC & Hospital
<b>Overlay / Replacement</b>	Replacement	Replacement	Replacement	Replacement	Replacement
<b>Fit For</b>	Twin/ Hospital bed	Twin/ Hospital bed	Twin/ Hospital bed	Twin/ Hospital bed	Twin/ Hospital bed
<b>Head Pillow function</b>	•	•	•	•	x
<b>Heel relief</b>	•	•	•	•	x
<b>HCPCS Code</b>	E0277	E0277	E0277	E0277	E0277
<b>Max. Weight Capacity</b>	397 lb	550 lb	550 lb	440 / 1000 lb	440 / 700 / 900 lb
<b>PUMP</b>	<b>Compressor</b>	<b>Compressor</b>	<b>Compressor</b>	<b>Compressor</b>	<b>Blower</b>
<b>System Control</b>	Digital	Digital	Digital	Digital	Digital
<b>Alternating Pressure</b>	•	•	•	•	•
<b>Low Air Loss</b>	•	•	•	•	•
<b>Pulsation</b>	x	x	x	x	•
<b>Lateral Rotation</b>	•	x	x	x	x
<b>Self-Adjusting</b>	x	•	•	•	x
<b>Max Firm</b>	•	•	•	•	•
<b>Static Mode</b>	•	•	•	•	•
<b>Seat Inflation</b>	•	•	•	•	•
<b>Cell-On-Cell Safety Base</b>	x	•	x	•	x
<b>Raised Side Rails (Air)</b>	•	x	x	•	x
<b>Compressor flow (lpm)</b>	> 9.5 lpm	> 9.5 lpm	> 9.5 lpm	> 9.5 lpm	> 1300 lpm
<b>Pump Pressure (mmHg)</b>	20-80	10~40	20-80	15-40	14-30
<b>Cycle time</b>	10 / 15 / 20 / 25 min	10 / 15 / 20 / 25 min	10 / 15 / 20 / 25 min	10 / 15 / 20 / 25 min	5/10/15/20 min
<b>Warranty</b>	2 years	2 years	2 years	2 years	2 years
<b>MATTRESS</b>					
<b>Top Cover material</b>	Stretch	Stretch	Stretch	Nylon PU	Stretch
<b>Cell Structure</b>	Cell-on-Cell	Cell-on-Cell	Single Cell	20 Cell-on-cell	8" : Single Cell
<b>Underside layer</b>	x	x	x	x	2" Foam
<b>CPR</b>	• (Knob)	• (Knob)	• (Knob)	• (Knob)	•
<b>Quick Connector</b>	•	•	•	•	•
<b>Transport function</b>	• (24 hours)	• (24 hours)	• (24 hours)	• (8 hours)	x
<b>Mattress Width</b>	36"	36"	36"	36" /42" / 48"	36" /42" / 48"
<b>Mattress Height</b>	8"	8"	8"	8"	10" (8"+2" Foam)
<b>Warranty</b>	2 years	2 years	2 years	2 years	2 years
<b>NOTE</b>	Dwell time : 10/20/30/60 mins	Cell-in-Cell			