


# Serene Elite

Suitable for patients with high to very high risk for pressure ulcers

Ventilated low air loss for patients' upmost comfort

Cell-on-Cell bladder to avoid bottoming out

Compressor with high volume airflow



**Ventilated**

Low Air Loss  
Wick moisture away to keep the patients' comfort



**Cell-on-Cell Bladder**

The bottom cells act as basic pressure support to avoid bottoming out in case of power failure



**Heel Relief Function**

Single air-cell deflation can float the heels with zero pressure



**Visual and Audible Alarm**

- Low Pressure
- Power Failure
- Tech Support



**High Compressor Volume Airflow**



**CPR Valve**

Quickly deflate the mattress during emergency



**Zipper-all-around Cover**

Reduce ingress of unwanted fluid and simply one step to remove for cleaning



**4-Way Stretch PU / Nylon PU**

- Low friction and shear
- Vapour permeable
- High-flame retardant
- Water resistant



Water Resistance



4-Way Stretch



Vapour Permeable



Flame Resistance



**Cable Management**

For a safety operational environment



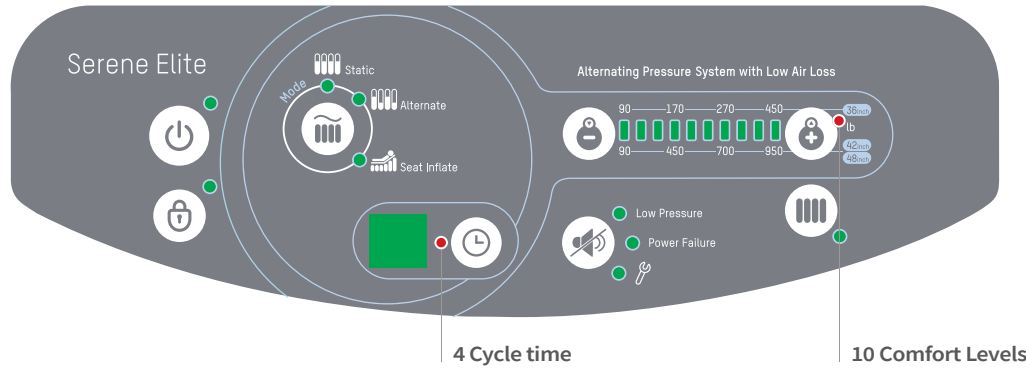
**Quick Connector**

Once with cap on, instantly switch to static air mattress for transportation need



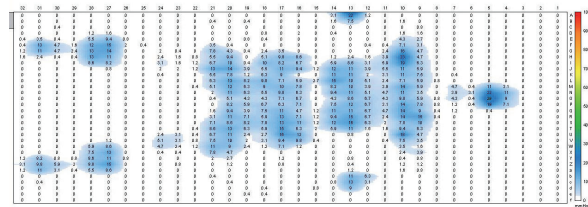
## 5 Modes to Fulfill Individual Needs

- Max Firm
- Alternating
- Seat Inflation w/ Alternating
- Continuous Low Pressure (CLP)
- Seat Inflation w/ CLP



## Pressure Relief During Alternating

Pressure mapping reveals that in alternating mode, bladder A & B take turns to inflate and deflate can significantly relieve the body pressure



Specifications	Serene Elite			
Pump	Dimension	13.4" x 5.9" x 9.2"		
	Weight	6.83 lb		
	Case Material	Flame retardant ABS		
	Supply Voltage	AC 110-120V 60 Hz, 0.17A		
	Operating Cycle	10/15/20/25 min. selectable		
Mattress	Replacement	8" Replacement		
	Dimension	78.7" x 35.4" x 8"	78.7" x 42" x 8"	78.7" x 48" x 8"
	Cell Height	8" x 20 cells		
	Weight	16.5 lb	18.8 lb	21.0 lb
	Material	Cover: Nylon/PU; Cell: Nylon/PU; Base: Nylon/PU		
	Maximum Patient Weight	440 lb	1000 lb	1000 lb
	Flame Retardant Standards	CAL 116 & CAL 117		
	HCPCS code	E0277		
	Supplies		36"	42"
System	With Quilted Cover	PD04501	PD04504	PD04507
	With Non-Quilted Cover	PD04502	PD04505	PD04508
	With Side Bolster, Quilted Cover	PD04503	PD04506	PD04509
Mattress	With Quilted Cover	PM09407	PM09501	PM09601
	With Non-Quilted Cover	PM09408	PM09502	PM09602
	With Side Bolster, Quilted Cover	PM09409	PM09503	PM09603
Pump		PD04001		